

**AERIAL**<sup>®</sup>  
CLIMATE SOLUTIONS

AIRTREND Ltd. - KOVENT D.O.O.  
Kumanovska 14  
11000 Beograd  
Tel. 011 383 68 86, 308 57 40  
Faks 011 344 41 13  
E-mail: [gobrid@eunet.rs](mailto:gobrid@eunet.rs), [office@kovent.rs](mailto:office@kovent.rs)  
[www.airtrend.rs](http://www.airtrend.rs), [www.kovent.rs](http://www.kovent.rs)



2022

## **DRYING SOLUTIONS**

FOR WATER DAMAGE RESTORATION, CONSTRUCTION DRYING AND INDUSTRY


DANTHERMGROUP

## About the Dantherm Group

Originally founded in 1954, the Dantherm Group is a European leader in portable and installed climate control solutions for a wide range of industries and uses. Based on the work of more than 500 passionate climate control experts and more than three million installations, our competence centres around Europe design and build exceptional heating, cooling, dehumidification and ventilation units that form the backbone of these climate solutions. In everything they do, they remain focused on creating healthy and comfortable climate surroundings in a sustainable, energy-efficient and cost-effective way.



Five competence centres in Denmark, Germany, Italy, Spain and UK.





# CONTENT

Based on the extensive know-how of our climate solution experts across the Group, we have developed an industry-leading range of products and solutions all characterised by reliability, sustainability, efficiency and ease of use.

Being able to source everything from just one supplier will help streamline your purchasing supply lines and reduce your costs for internal handling. To that end, you'll also find our local presence with an extensive network of professional dealers across Europe helpful. It means support in your time zone and language – from people who understand your local market requirements.

Enjoy the read!

Our solutions rest on these four pillars:

**Reliability** has always been at the heart of everything we do. So we still use long-lasting, solid components that have been through extensive testing.

**Sustainability** is an integral part of how we work. We aim to create solutions that are at least as good for the environment as any comparable solution.

**Efficiency** is about delivering impressive performance while generating savings in the form of reduced energy costs.

**Usability** is key to any solution. Our experts do many usability tests to make sure ours are easy to install and hassle-free to operate.



DEHUMIDIFIERS

P8



AERCUBE® SYSTEM

P30



AIR CIRCULATORS  
AND AIR PURIFIERS

P46



REMOTE  
MONITORING

P50



ACCESSORIES

P54

# DRYING SOLUTIONS FOR: WATER DAMAGE RESTORATION

## QUICK GUIDE



VP 3  
SIDE CHANNEL  
BLOWERS



VP 6  
TURBINE



VT 2  
WATER SEPARATOR



HF 2 HEPA FILTER,  
SD 2 SOUND  
SILENCER



AD 20, AD 40,  
AD 740  
DEHUMIDIFIERS

### TYPE



SUCTION



PRESSURE



SD 2 ONLY



CONDENSATION



### CASING




UV-RESISTANT  
PLASTIC



### APPLICATIONS



WATER DAMAGE  
RESTORATION



FLOOD DRYING



BUILDING INDUSTRY &  
RESTORATION WORK



DRYING OF WALL  
CAVITIES, CEILINGS &  
VOIDS



DRYING OF  
INSULATED FLOORING  
CONSTRUCTIONS














# DRYING SOLUTIONS FOR: WATERWORKS, PRESERVATION, STORAGE & ARCHIVES, BASEMENTS & CELLARS



AD 20, AD 40, AD 740    AD 7 SERIES    AD 5/6 SERIES    PORTA-DRY 400    AD 110    WT SERIES    ASE SERIES

## QUICK GUIDE

TYPE		AD 20, AD 40, AD 740	AD 7 SERIES	AD 5/6 SERIES	PORTA-DRY 400	AD 110	WT SERIES	ASE SERIES
	CONDENSATION	●	●	●	●	●	●	
	ADSORPTION							●
CASING								
	UV-RESISTANT PLASTIC	●	●			●	●	
	STEEL PLATE COATED WITH STAINLESS STEEL OPTICS			●				
	STAINLESS STEEL					●		●
	POWDER-COATED SHEET STEEL				●			
APPLICATIONS								
	WATERWORKS & SEWAGE TREATMENT	●	●	●	●	●	●	●
	BUILDING INDUSTRY & RESTORATION WORK	●	●	●	●	●	●	●
	PRESERVATION, STORAGE & ARCHIVES	●	●	●	●	●	●	●
	WATER DAMAGE RESTORATION & FLOOD DRYING	●	●	●	●			●
	BASEMENTS & CELLARS	●	●	●	●	●	●	●

# DEHUMIDIFIERS



Moisture is always present in the air, and in high quantities can prevent natural ventilation. Relative humidity levels can rise up in spaces during construction projects, following fire or flood damage or after a period of neglect, causing significant damage to the surroundings. Our dehumidifiers accelerate the rate of your drying processes, removing moisture from wet materials, preventing the growth of harmful mould and fungi. While some may use heat or ventilation to solve these problems, they can potentially disguise the root cause, can be difficult to manage, and consume a lot of energy.

Our dehumidifiers positively remove moisture from a space in a controllable, efficient manner, at a speed dictated to suit the application.

Whether you need to prevent corrosion or dry out buildings from flood damage, our dehumidifiers offer complete control of humidity levels across a wide variety of commercial and industrial applications.

# DRYING TECHNOLOGY

Innovative efficiency technologies and concepts for comfortable operation, maximum energy efficiency and optimal dehumidification.



The eDRY® electronic system controls the AERIAL dehumidifiers precisely and responsively, avoiding unnecessary operating times and saving energy.



## Intelligent PCB control module with the highest sensors accuracy

- Multilingual display
- Precise temperature and humidity measurement
- Adjustment of the desired humidity with an accuracy of 1%
- System settings not lost in the event of a power failure on site

## Easy-to-use electronic eDRY

- On/Off switch
- Desired humidity setting (is retained even after power disconnection)
- Continuous operation/night mode
- Display: Operation time hours/existing/selected humidity
- Neon: Tank full
- Automatic restart after power failure



BlueDry® technology improves energy efficiency and performance of condensation dehumidifiers at low humidities and temperatures. The heat exchanger is coated with a high-performance multifunctional layer (sol-gel coating) using nanotechnology.

This technology benefits from two main effects:

- EASY Clean effect
- Hydrophobicity (lotus effect)

Both effects significantly improve the energy performance of the heat exchanger. All AERIAL condensation dehumidifiers are equipped with BlueDry® technology.

## More features



AERCUBE® products and AERIAL dehumidifiers in rotomoulded housing are available with your logo and in your colour.

Minimum order quantity: 15 pieces



Energy consumption is displayed via the calibrated, non-resettable, MID-compliant energy meter.



F-gas Directive (2020) compliant, reducing the use of HFCs to mitigate the effects of global warming.



## DEHUMIDIFIERS

# AD 20



**AD 20**

The AD 20 is so light and compact that it can be carried comfortably. It has several handles, an integrated condensate pump with overflow protection and numerous other features. These units are produced to a high class finish and are used in building and water damage drying as well as in for industrial and commercial applications, in water management and for protecting and preserving the value of assets.



- Lightweight and compact
- Automatic condensate pump
- Can be combined with all products from the AERCUBE® series
- Fix points for AERCUBE® lashing system
- 2 speed energy efficient EC fan
- Night-mode
- Built-in hygostat
- Fused additional socket (Max 6A)
- Extremely robust, shock-resistant and UV-resistant plastic housing
- Cable retention with magnet holder for plug
- 5 year warranty on rotomoulded housing




- Condensation principle (heat-pump technology with energy recovery)
- Suitable for heated rooms up to 200m<sup>3</sup> and unheated rooms up to 150m<sup>3</sup>

### Optional accessories



**Drain hose**  
9 x 1.5mm  
5501-0014



**Spare filter**  
5107-0066



**Lashing strap**  
6009-0048

# DEHUMIDIFIERS

## AD 20



Specifications	Units	AD 20
Capacity (30°C/80% RH)/Power consumption	l/24h/W	18/320
Capacity (27°C/60% RH)/Power consumption	l/24h/W	11/310
Capacity (20°C/60% RH)/Power consumption	l/24h/W	9/260
Capacity (10°C/70% RH)/Power consumption	l/24h/W	5/215
Air flow (speed I/II)	m <sup>3</sup> /h	200/270
Operating temperature range	°C	5-34
Operating humidity range	% RH	35-99
Max. power consumption	W	520
Power supply	V/Hz	230/1ph/50
Sound level	dB(A)	50
Condensate drain	mm	9 x 1.5
Refrigerant		R1234yf
Power cord	m	4.5 with plug
Protection class		IPX1
Product size (h x w x d)	mm	420 x 320 x 500
Weight	kg	16.4

\*tested in warehouse area

# DEHUMIDIFIERS

## AD 40



**AD 40**

Light and compact that the AD 40 can be easily carried just like a suitcase. The AD 40 dehumidifier comes with a handle that folds up and lashing straps can be attached to the sides. The water-collection tank is located inside the dehumidifier. A float measures water levels in the water-collection tank and will switch off the dehumidifier when the tank is full. The unit starts up automatically when the bucket is reinserted and after a power cut.



- Easy to open, clean and maintain
- Ergonomically friendly manual handling features
- Can be combined with all products from the AERCUBE® series
- Fix points for AERCUBE® lashing system
- Hermetically sealed rotary compressor
- 2 speed energy efficient EC fan
- Maintenance-friendly refrigerant circuit with service connector
- Condenser and evaporator made of copper tubes with aluminium fins
- On-demand hot gas defrost system
- Extremely robust, shock-resistant and UV-resistant plastic housing
- 5 year warranty on rotomoulded housing



- Condensation principle (heat-pump technology with energy recovery)
- Suitable for heated rooms up to 450m<sup>3</sup> and unheated rooms up to 300m<sup>3</sup>

### Optional accessories



**Drain hose**  
15 x 2mm  
5501-0006



**Spare filter**  
5107-0064



**Pump kit**  
0006-0040-030



**Lashing strap**  
6009-0048

# DEHUMIDIFIERS

## AD 40



Specifications	Units	AD 40
Capacity (30°C/80% RH)/Power consumption	l/24h/W	33.5/615
Capacity (20°C/60% RH)/Power consumption	l/24h/W	16/470
Capacity (15°C/60% RH)/Power consumption	l/24h/W	13/410
Air flow (speed I/II)	m <sup>3</sup> /h	300/400
Operating temperature range	°C	5-34
Operating humidity range	% RH	35-99
Max. power consumption	W	800
Power supply	V/Hz	230/1ph/50
Sound level	dB(A)	53
Condensate tank	l	6.8
Condensate drain	mm	15 x 2
Refrigerant		R454C
Power cord	m	4.5 with plug
Protection class		IPX4
Product size (h x w x d)	mm	580 x 390 x 450
Weight	kg	25

\*tested in warehouse area

# DEHUMIDIFIERS

## AD 740



**AD 740**

These high-quality processed units are used for drying structures and water damage as well as in industrial, trade, protection of investment and water-management applications. They may be used for multiple dehumidification functions. The robust, rotation-moulded plastic housing in AERCUBE® design is absolutely shock- and breakage-proof and can boast a high-quality appearance.



- Easy to open, clean and maintain
- Ergonomically friendly manual handling features
- Can be combined with all products from the AERCUBE® series
- Fix points for AERCUBE® lashing system
- Storage is made easy with a folding handle and recessed wheels
- Hermetically sealed rotary compressor
- 2 speed energy efficient EC fan
- Maintenance-friendly refrigerant circuit with service connector
- Condenser and evaporator made of copper tubes with aluminium fins
- On-demand hot gas defrost system
- Extremely robust, shock-resistant and UV-resistant plastic housing
- 5 year warranty on rotomoulded housing



- Condensation principle (heat-pump technology with energy recovery)
- Suitable for heated rooms up to 500m<sup>3</sup> and unheated rooms up to 350m<sup>3</sup>

### Optional accessories




**Drain hose**  
15 x 2mm  
5501-0006



**Spare filter**  
5107-0067



**Pump kit**  
0006-0740-030



**Lashing strap**  
6009-0048

# DEHUMIDIFIERS

## AD 740



Specifications	Units	AD 740
Capacity (30°C/80% RH)/Power consumption	l/24h/W	34/625
Capacity (20°C/60% RH)/Power consumption	l/24h/W	18/480
Capacity (15°C/60% RH)/Power consumption	l/24h/W	14/415
Air flow (speed I/II)	m <sup>3</sup> /h	450/550
Operating temperature range	°C	5-34
Operating humidity range	% RH	35-99
Max. power consumption	W	800
Power supply	V/Hz	230/1ph/50
Sound level	dB(A)	51
Condensate Tank	l	6.8
Condensate drain	mm	15 x 2
Refrigerant		R454C
Power cord	m	4.5 with plug
Protection class		IPX4
Product size (h x w x d)	mm	690 x 390 x 470
Weight	kg	32

# DEHUMIDIFIERS

## AD 750-780



**AD 780-P**

**AD 750**

These high-quality processed units are used for drying structures and water damage as well as in industrial, trade, protection of investment and water-management applications. They may be used for multiple dehumidification functions. The robust, rotation-moulded plastic housing is absolutely shock- and breakage-proof and can boast a high-quality appearance and unique design.



- Case made of shock and impact-resistant plastic
- Optimum mobility by two plastic wheels (D = 200mm) and different handle options
- Hermetically sealed rotary compressor
- Energy efficient axial fan
- Maintenance-friendly refrigerant circuit with service connector
- Condenser and evaporator made of copper tubes with aluminium fins
- On-demand hot gas defrost system
- Version AD 750-P available with included condensate pump
- Automatic restart after power failure
- Included hygostat for variable humidity control
- Operation hour and energy counter (MID approved)




- Condensation principle (heat-pump technology with energy recovery)
- AD 750/AD 750-P: Suitable for heated rooms up to 650m<sup>3</sup> and unheated rooms up to 500m<sup>3</sup>
- AD 780-P: Suitable for heated rooms up to 900m<sup>3</sup> and unheated rooms up to 700m<sup>3</sup>

### Optional accessories



**Drain hose**  
AD 750-P/AD 780-P  
12 x 2mm  
**5501-0005**  
AD 750  
15 x 2mm  
**5501-0006**



**Spare filter**  
AD 750/AD 750-P  
**5107-0006**  
AD 780-P  
**5107-0007**

# DEHUMIDIFIERS

## AD 750-780



Specifications	Units	AD 750	AD 750-P	AD 780-P
Capacity (30°C/80% RH)/Power consumption	l/24h/W	50/850	50/850	76/1130
Capacity (20°C/60% RH)/Power consumption	l/24h/W	23/610	23/610	35/865
Capacity (15°C/70% RH)/Power consumption	l/24h/W	17/537	17/537	27.5/715
Air flow	m <sup>3</sup> /h	710	710	760
Operating temperature range	°C	5-32	5-32	5-32
Operating humidity range	% RH	35-95	35-95	35-95
Max. power consumption	W	900	900	1250
Power supply	V/Hz	230/1ph/50	230/1ph/50	230/1ph/50
Sound level	dB(A)	53	53	60
Condensate tank	l	12	Built-in condensate pump	Built-in condensate pump
Condensate drain	mm	15 x 2	12 x 2	12 x 2
Refrigerant		R454C	R454C	R454C
Power cord	m	4.5 with plug	4.5 with plug	4.5 with plug
Protection class		IPX4	IPX4	IPX4
Product size (h x w x d)	mm	880 x 520 x 495	880 x 520 x 495	1000 x 640 x 580
Weight	kg	42	42	57



# DEHUMIDIFIERS

## AD 520-540



**AD 520**

**AD 540**

Universal, reliable and energy-saving condensation air dehumidifiers. Flexible options for accessories allow for tailor-made applications even in harsh conditions such as drying of structures in offshore wind farms or very hot countries.

The AD 520 and AD 540 are light, compact, practical and portable units. They are equally popular for water damage restoration as for air dehumidification in commercial and private properties.



- Case made of galvanized sheet steel, coated in stainless steel finish
- Floor-standing unit with rubber feet to provide stability
- Units can be stacked safely
- Collapsible handle for ease of storage
- Hermetically sealed rotary compressor
- 2-speed energy-efficient EC-axial fan for quiet and effective drying
- Maintenance-friendly refrigerant circuit with service connector
- Condenser and evaporator made of copper tubes with aluminium fins
- On-demand hot gas defrost system




- Condensation principle (heat-pump technology with energy recovery)
- AD 520: Suitable for heated rooms up to 200m<sup>3</sup> and unheated rooms up to 150m<sup>3</sup>
- AD 540: Suitable for heated rooms up to 450m<sup>3</sup> and unheated rooms up to 300m<sup>3</sup>

### Optional accessories




**Drain hose**  
12 x 2mm  
**5501-0005**



**Spare filter**  
AD 520  
**5107-0047**  
AD 540  
**5107-0044**



**Pump kit**  
**0006-0520-030**



**Wall brackets**  
AD 520  
**5101-0955**  
AD 540  
**5101-0954**

# DEHUMIDIFIERS AD 520-540



Specifications	Units	AD 520	AD 540
Capacity (30°C/80% RH)/Power consumption	l/24h/W	19/315	34/680
Capacity (20°C/60% RH)/Power consumption	l/24h/W	8/230	17/500
Capacity (15°C/70% RH)/Power consumption	l/24h/W	8/215	19/415
Air flow (speed I/II)	m <sup>3</sup> /h	250/340	500/620
Operating temperature range	°C	5-34	5-34
Operating humidity range	% RH	35-95	35-95
Max. power consumption	W	315	530
Power supply	V/Hz	230/1ph/50	230/1ph/50
Sound level	dB(A)	46	51
Condensate tank	l	7.0	7.0
Condensate drain	mm	12 x 2	12 x 2
Power cord	m	4.5 with plug	4.5 with plug
Refrigerant		R1234yf	R454C
Product size (h x w x d)	mm	524 x 320 x 360	578 x 329 x 380
Weight	kg	17	24

# DEHUMIDIFIERS

## AD 560-580



**AD 560**

**AD 580**

Universal, reliable and energy-saving condensation air dehumidifiers. Flexible options for accessories allow for tailor-made applications even in harsh conditions such as drying of structures in offshore wind farms or very hot countries.

Characterized by particularly energy-efficient technology, high user-friendliness and extremely robust housing, these units are ideal for drying of structures and water management facilities. They are the first choice for keeping warehouses, archives and investments dry and protected.



- Case made of galvanized sheet steel, coated in stainless steel finish
- Side handles for lifting
- Hermetically sealed rotary compressor
- 2-speed energy-efficient EC-axial fan for quiet and effective drying (AD 560)
- Maintenance-friendly refrigerant circuit with service connector
- Condenser and evaporator made of copper tubes with aluminium fins
- On-demand hot gas defrost system




- Condensation principle (heat-pump technology with energy recovery)
- AD 560: Suitable for heated rooms up to 680m<sup>3</sup> and unheated rooms up to 500m<sup>3</sup>
- AD 580: Suitable for heated rooms up to 900m<sup>3</sup> and unheated rooms up to 700m<sup>3</sup>

### Optional accessories



**Drain hose**  
12 x 2mm  
**5501-0005**



**Spare filter**  
AD 560  
**5107-0000**  
AD 580  
**5107-0033**



**Pump kit**  
AD 560  
**0006-0560-030**  
AD 580  
**0006-0580-030**

# DEHUMIDIFIERS AD 560-580



Specifications	Units	AD 560	AD 580
Capacity (30°C/80% RH)/Power consumption	l/24h/W	52/800	76.5/1130
Capacity (20°C/60% RH)/Power consumption	l/24h/W	22/580	35/790
Capacity (15°C/70% RH)/Power consumption	l/24h/W	18/515	27.5/710
Air flow (speed I/II)	m <sup>3</sup> /h	425/700	750
Operating temperature range	°C	5-34	5-34
Operating humidity range	% RH	35-95	35-95
Max. power consumption	W	810	1130
Power supply	V/Hz	230/1ph/50	230/1ph/50
Sound level	dB(A)	53	65
Condensate tank	l	14.0	14.0
Condensate drain	mm	12 x 2	12 x 2
Power cord	kg	4.5 with plug	4.5 with plug
Refrigerant		R454C	R454C
Product size (h x w x d)	mm	720 x 400 x 450	790 x 450 x 450
Weight	kg	36	40

# DEHUMIDIFIERS

## AD 660-680



**AD 660**



**AD 680**

Universal, reliable and energy-saving condensation air dehumidifiers. Flexible options for accessories allow for tailor-made applications even in harsh conditions such as drying of structures in offshore wind farms or very hot countries.

The AD 660 and AD 680 are both equipped with two large rolls and a surrounding frame to facilitate pushing and carrying. These units are equally popular with construction drying companies and construction machinery rental companies as for dehumidification in commercial and privately used properties.



- Case made of galvanized sheet steel, coated in stainless steel finish
- Excellent mobility due to stable transport frame and wheels
- Hermetically sealed rotary compressor
- 2-speed energy-efficient EC-axial fan for quiet and effective drying (AD 660)
- Maintenance-friendly refrigerant circuit with service connector
- Condenser and evaporator made of copper tubes with aluminium fins
- On-demand hot gas defrost system




- Condensation principle (heat-pump technology with energy recovery)
- AD 660: Suitable for heated rooms up to 680m<sup>3</sup> and unheated rooms up to 500m<sup>3</sup>
- AD 680: Suitable for heated rooms up to 900m<sup>3</sup> and unheated rooms up to 700m<sup>3</sup>

### Optional accessories



**Drain hose**  
12 x 2mm  
**5501-0005**



**Spare filter**  
AD 660  
**5107-0000**  
AD 680  
**5107-0071**



**Pump kit**  
AD 660  
**0006-0560-030**  
AD 680  
**0006-0580-030**

# DEHUMIDIFIERS AD 660-680



Specifications	Units	AD 660	AD 680
Capacity (30°C/80% RH)/Power consumption	l/24h/W	52/800	76.5/1130
Capacity (20°C/60% RH)/Power consumption	l/24h/W	22/580	35/790
Capacity (15°C/70% RH)/Power consumption	l/24h/W	18/515	27.5/710
Air flow (speed I/II)	m <sup>3</sup> /h	425/700	750
Operating temperature range	°C	5-34	5-34
Operating humidity range	% RH	35-95	35-95
Max. power consumption	W	810	1130
Power supply	V/Hz	230/1ph/50	230/1ph/50
Sound level	dB(A)	53	65
Condensate tank	l	14.0	14.0
Condensate drain	mm	12 x 2	12 x 2
Protection class		IPX4	IPX4
Power cord	m	4.5 with plug	4.5 with plug
Refrigerant		R454C	R454C
Product size (h x w x d)	mm	900 x 540 x 500	975 x 600 x 520
Weight	kg	40	45

# DEHUMIDIFIERS

## PORTA-DRY 400



**PORTA-DRY 400**

Based on decades of experience and conceptualised and manufactured in Europe, the PORTA-DRY 400 condensation dehumidifier has been specifically designed for water damage restoration, building drying and permanent drying of large rooms.

While the very sturdy and compact unit weighs out at just 45kg, it has been fitted with leading heat pump technology with energy recovery. Not only does this optimise energy efficiency, it also enables the unit to handle heated rooms of up to 680m<sup>3</sup> and unheated rooms of up to 450m<sup>3</sup>.

The PORTA-DRY 400 dehumidifier has been fitted with rubber wheels and a handle, making it ideal for rental companies and others who cherish flexibility and ease of use. After use, the unit is also easy to clean using water and high-pressure air.



- Sturdy build
- Hour counter
- Service-friendly design
- Easy to use and maintain
- Environment-friendly refrigerant
- Powder-coated steel housing
- Hot gas defrosting system
- High-performance heat pump technology with energy recovery
- Integrated handle for easy handling
- Rubber wheels make moving and transportation easy
- Stackable design for easy transportation and storage
- ¾" direct hose connector



# DEHUMIDIFIERS

## PORTA-DRY 400



For environmental considerations, PORTA-DRY 400 uses a non-ozone depleting, low-GWP (146) refrigerant gas called R454c. Needless to say, it fully complies with all EU legislation.

Due to its high-performance, the easily installed unit will deliver fast results in drying out a variety of construction and emergency situations, thereby minimising the risk of long-term damage caused by flooding, burst pipes, and fire-fighting water for instance.

With its integrated lifting handle that can be positioned vertically for easy handling or horizontally to facilitate stackability and ease of transportation. It comes standard with a built-in hour counter to help monitor running hours and plan for maintenance.

Specifications	Units	PORTA-DRY 400
Capacity (30°C/80% RH)/Power consumption	l/24h/W	71/1,250
Capacity (20°C/60% RH)/Power consumption	l/24h/W	30/950
Capacity (10°C/70% RH)/Power consumption	l/24h/W	19.5/780
Air flow	m <sup>3</sup> /h	700
Operating temperature range	°C	5-32
Operating humidity range	% RH	30-95
Max. power consumption	W	1,600
Power supply	V/Hz	230/1ph/50
Sound level	dB(A)	67
Condensate drain	mm	19
Protection class		IP22
Power cord	m	2.5
Refrigerant		R454c
Product size (h x w x d)	mm	1030/820 x 520 x 450
Weight	kg	45



# DEHUMIDIFIERS

## ASE 200-300-400



**ASE 400**

**ASE 300**

**ASE 200**

Ideally suited for dehumidification of large spaces with low temperatures, the portable ASE dehumidifiers are extremely compact, sturdy and light-weight adsorption dryers. Due to its high-performance at low temperatures, the easily installed ASE's will deliver fast results in drying out all kinds of construction and emergency situations, thereby minimising the risk of long-term damage caused by for instance flooding. Application examples include cellars, garages, warehouses, storage rooms, archives, production facilities, waterworks and more.

### Operation elements

- On/Off-switch
- Built-in hygrostat for variable humidity control
- Operation hour and energy counter (MID approved)
- ASE 400: External hygrostat
- ASE 400: Non-resettable hour counter optional MID approved kWh meter



- Low temperature operation -10 to +35°C
- Low humidity operation down to 10% relative humidity
- Sturdy units made of stainless steel and powder coated sheet steel, supported by four rubber non-marking feet
- Ergonomically-friendly design with handles
- High-performance ECODRY G3-rotor for maximum water absorption
- The rotor unit is easy to remove for cleaning and maintenance
- Dynamic, safe and self-regulating PTC heating element
- Energy-efficient radial fan
- Air filter on the process air inlet
- Noise reduced via integrated silencer



- Adsorption principle with one common fan for process and regeneration air
- ASE 200: Suitable for environments up to 200m<sup>3</sup> and can be perfectly combined with Aerial AB- and VP-series
- ASE 300: Suitable for environments up to 300m<sup>3</sup> and can be perfectly combined with Aerial AB- and VP-series
- ASE 400: Suitable for environments up to 450m<sup>3</sup>

### Optional accessories

**Regeneration air outlet**  
**Thermafex hose** 80mm  
 ASE 200, ASE 300, ASE 400  
**6000-0004**



**Dry air outlet**  
**Thermafex hose** 100mm  
 ASE 300  
**6000-0000**

**Thermafex hose** 125mm  
 ASE 400  
**6000-0012**



**Dry air outlet**  
**Superflextract hose**  
 50mm  
 ASE 200, ASE 300  
**6000-0003**



**Spare filter**  
 ASE 200  
**5107-0005**  
 ASE 300  
**5107-0011**  
 ASE 400  
**5107-0073**

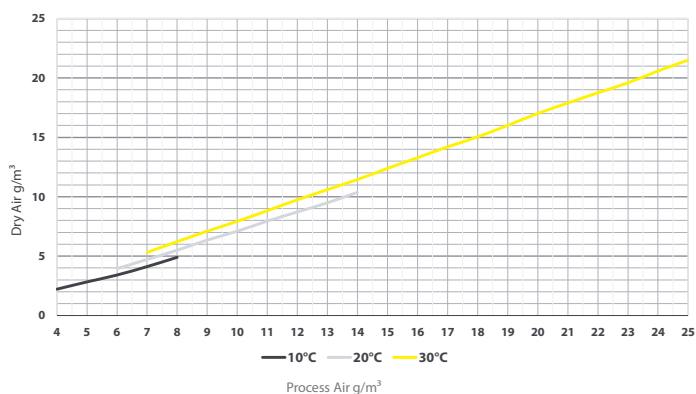


**External hygrostat**  
 ASE 400  
**6109-0040**

# DEHUMIDIFIERS ASE 200-300-400



## Performance data: ASE 400



Specifications	Units	ASE 200	ASE 300	ASE 400
Capacity (20°C/60% RH)	kg/24h	18.75	25.7	36
Air volume – dry air/regeneration air	m³/h	210/110	300/110	480/185
Ext. pressure – dry air/regeneration air	Pa	150/50	150/50	150/100
Operating temperature range	°C	-10 - +35	-10 - +35	-10 - +35
Operating humidity range	% RH	10-95	10-95	10-95
Nominal power consumption	W	694	1040	2200
Power supply	V/Hz	230/1ph/50	230/1ph/50	230/1ph/50
Sound level	dB(A)	48	57	60
<b>Duct sizes:</b>				
Air inlet	Ømm	125	125	-
Dry air outlet	Ømm	1 x 80 or 2 x 50	1 x 100 or 2 x 50	1 x 125
Regeneration air outlet	Ømm	80	80	80
Power cord	m	4.5 with plug	4.5 with plug	4.5 with plug
Protection class		IP23	IP23	IP23
Product size (h x w x d)	mm	285 x 290 x 395	370 x 335 x 430	410/395/560
Weight	kg	14	18	25

## DEHUMIDIFIERS

# WT 230-240-250-280



**WT 230, WT 240, WT 250, WT 280**

Drying laundry with one or several regular clothes driers (tumble-dryers) is very energy-intensive. To save energy, laundry can be dried outside in the fresh air during the summer. But what to do in bad weather or during the winter? A laundry room equipped with a AERIAL clothes dryer constitutes a reliable, environmentally friendly alternative, be used as air dehumidifiers keeping rooms permanently dry and avoiding mould and damage to the property as well as health issues due to excessive humidity.

The unique air filter system is particularly easy to remove and can be cleaned with water or manually.



- Case made of galvanized steel; Hood made of easy to clean plastic. Service-friendly housing construction
- Space-saving wall mounting
- Hermetically sealed rotary compressor
- Energy-efficient EC-radial fan
- Maintenance-friendly refrigerant circuit with service connector
- Condenser and evaporator made of copper tubes with aluminium fins
- On-demand hot gas defrost system for optimum operation in a cool places



- Condensation principle (heat-pump technology with energy recovery)
- WT 230  
Laundry drying: approx. 7.5kgs dry laundry  
Room drying: closed rooms up to 450m<sup>3</sup>
- WT 240  
Laundry drying: approx. 10kgs dry laundry  
Room drying: closed rooms up to 500m<sup>3</sup>
- WT 250  
Laundry drying: approx. 15kgs dry laundry  
Room drying: closed rooms up to 600m<sup>3</sup>
- WT 280  
Laundry drying: approx. 20kgs dry laundry  
Room drying: closed rooms up to 900m<sup>3</sup>

### Optional accessories



**Spare filter (Gaze)**  
5107-0037



**Pump kit PK-Uni**  
6200-0092

## DEHUMIDIFIERS

# WT 230-240-250-280



Specifications	Units	WT 230	WT 240	WT 250	WT 280
Capacity (30°C/80% RH)/Power consumption	l/24h/W	35.5/570	36.5/570	57.1/887	79.2/1390
Capacity (27°C/60% RH)/Power consumption	l/24h/W	21.1/487	21.6/500	24.1/806	46.6/1080
Capacity (20°C/60% RH)/Power consumption	l/24h/W	14.6/420	16.8/440	23.0/677	32.2/990
Capacity (10°C/70% RH)/Power consumption	l/24h/W	6.1/368	7.2/360	13.4/564	20.3/800
Air flow	m <sup>3</sup> /h	750	830	870	920
Energy consumption per kg laundry	kWh/kg	0.29	0.25	0.27	0.30
Drying time	h:mm	4:55	5:35	5:23	5:13
Operating temperature range	°C	3-32	3-32	3-32	3-32
Operating humidity range	% RH	35-95	35-95	35-95	35-95
Power supply	V/Hz	230/1ph/50	230/1ph/50	230/1ph/50	230/1ph/50
Sound level	dB(A)	61	61	60	66
Condensate drain	mm	15 x 2	15 x 2	15 x 2	15 x 2
Power cord	m	4.5 with plug	4.5 with plug	4.5 with plug	4.5 with plug
Refrigerant		R407c	R407c	R407c	R407c
Protection class		IP12	IP12	IP12	IP12
Product size (h x w x d)	mm	809 x 640 x 345	809 x 640 x 345	809 x 640 x 345	809 x 640 x 345
Weight	kg	40	40	42	43

# DEHUMIDIFIERS

## AD 110



**AD 110**

The versatile solution for various dehumidification challenges. The AD 110 is compact, lightweight, robust and quiet – really powerful and highly efficient.

Fitted with a bracket for fast and simple wall mounting it's ideally suited for application in water management facilities, car storages, preservation, museums, archives, cellars, spas and domestic use.



### Included

- Built-in condensate pump (pump height 3m)
- Replacement filter
- Condensate discharge hose 12 x 2mm
- Hose clip discharge hose 12 x 2/15 x 2mm
- Wall mounting as standard

### Optional accessories




**Spare filter**  
5107-0001




**Condensate discharge hose**  
12 x 2mm  
5501-0005



**Hose clamp discharge hose**  
12 x 2/15 x 2mm  
5404-0059

- 
- Case made of stainless steel
  - Filtered air is drawn into the unit at the side, and warm dry air is vented through a diffuser at the front
  - Compact and space-saving
  - Wall-mounted
  - Hermetically sealed piston compressor
  - Energy-efficient axial fan
  - Maintenance-friendly refrigerant circuit with service connector
  - Condenser and evaporator made of copper tubes with aluminium fins
  - On-demand hot gas defrost system
  - Hygrostat for variable humidity control
  - Automatic pump-out with overflow protection
  - Built-in hour counter

- 
- Condensation principle (heat-pump technology with energy recovery)
  - Suitable for yeated rooms up to 140m<sup>3</sup> and unheated rooms up to 70m<sup>3</sup>

# DEHUMIDIFIERS AD 110



Specifications	Units	AD 110
Capacity (30°C/80% RH)/Power consumption	l/24h/W	15/330
Capacity (20°C/60% RH)/Power consumption	l/24h/W	8.5/236
Capacity (15°C/70% RH)/Power consumption	l/24h/W	8/215
Air flow	m <sup>3</sup> /h	225
Operating temperature range	°C	5-30
Operating humidity range	% RH	35-95
Power supply	V/Hz	230/1ph/50
Sound level	dB(A)	46
Condensate drain	mm	12 x 2
Power cord	m	3 with plug
Refrigerant		R1234yf
Protection class		IP54
Product size (h x w x d)	mm	490 x 330 x 280
Weight	kg	18.5

# AERCUBE®

## WE HAVE DEVELOPED THE MODULAR SYSTEM FOR BUILDING DRYING AND WATER DAMAGE RESTORATION WITH THE NEW ENERGY-EFFICIENT AERCUBE® FAMILY.

A milestone that responds to the complex and increasing demands of the water damage restoration market. Our desire for perfection is reflected in all the details that make using our systems as easy and efficient as never before.

As a result of our more than 30 years of experience we create new standards in energy efficiency, flexibility, sustainability and operation with the AERCUBE® family. Our know-how and testing opportunities at our in-house climate chamber mean that our units are demonstrably always state-of-the-art – now and in the future.

KEEP IT SIMPLE – is the principle that also applies to operating the units. The new self-explanatory eDRY® electronic system provides drying engineers with precisely the information they need to quickly and easily take the installation into use – intelligent and user-friendly. Highest levels of operational reliability have been realised by separating the units' electronic and mechanical systems.

Our units are, of course, equipped with calibrated energy meters as standard, providing complete transparency regarding the power consumption of our drying equipment.

All units in the new AERCUBE® series can be combined with and stacked on top of each other. The optional adapter plate also allows you to stack and combine all the units you already have with the

AERCUBE® system. The unit dimensions that have been optimised to match pallet dimensions and an optionally available lashing system make it possible to save storage space and to transport the units safely.

### INTENTIONALLY SEPARATED

Clear separation of the electronic and mechanical systems to ensure maximum operational reliability.

### ERGONOMIC HANDLING

Many different handling options for maximum comfort when lifting and carrying the units.

### NO SHARP EDGES, SHOCK-RESISTANT HOUSING

Rounded corners and edges to protect people and the environment the equipment is placed in.

### STACKABLE AND STABLE

All units feature accurately fitting designs to allow them to be stacked, stored and transported without the risk of tipping – and they have been optimised for transportation on pallets.

### GREAT FOR THE ENVIRONMENT


All housing components may be completely recycled.

---

**Various handling options and lightweight units permit comfortable transport by a single person.**

The fact that wheels have intentionally not been used means that sensitive floor coverings are protected.

Safety locks provides rapid access to the inside of the units while guaranteeing maximum safety at the same time. The hygienic design means that the units can be easily cleaned and sanitised to remove mould, dirt, and debris – both inside and out.





AERCUBE® products and all of our dehumidifiers in rotomoulded housing are available with your logo and in your colour.

Minimum order quantity:  
15 pieces





# AERCUBE® SYSTEM SIDE CHANNEL BLOWER



**VP 3**

The VP 3 side-channel blower offers reliability and energy-saving operation. The unit is air-cooled and operated in robust AERCUBE® housing. It's various gripping and carrying options make it easy to handle. A lashing system provides additional stability during transport and storage.



- Easy to open, clean and maintain
- Encapsulated control panel
- Ergonomically friendly manual handling features
- Can be combined with all products from the AERCUBE® series
- Fix points for AERCUBE® lashing system
- The system is designed to deliver optimum performance using 50mm hoses with alternative 38mm hose fittings optional
- Integrated cable reel with magnetic plug holder
- Auxiliary plug connection for powering other devices such as dryers and fans
- Filtered cooling air ensures reliable performance and protects the motor
- Extremely robust, shock-resistant and UV-resistant plastic housing
- 5 year warranty on rotomoulded housing



- Connection-ready side channel blower, anti-vibration and sound dammed built in AERCUBE®-System
- Positive and suction pressure solution for insulation and cavity drying
- Coarse filter at suction side
- Very quiet due to highly efficient sound reduction system
- Cavity drying up to 40-50m<sup>2</sup>

## Optional accessories



**Adaptor plate**  
5101-0806



**Lashing strap**  
6009-0048



**Air cooling filter**  
5107-0051



**Superflexextract hose**  
50mm  
6000-0003

# AERCUBE® SYSTEM SIDE CHANNEL BLOWER



**VP 3**



## Control/operation

- Easy-to-use electronics with full-text display to show the device status
- Bar graph and multi-colour LED for reading the counter pressure
- Display operating hours
- On/Off-switch
- Appliance socket with fuse (max. 8A)
- 2-fold temperature control
- Safety shut down in case of overload
- Compliant energy meter
- MID energy meter

Specifications	Units	VP 3
Blower type		Side channel blower
Air flow	m <sup>3</sup> /h	150 (free blowing)
Max. pressure differential		
Vacuum	mbar	170
Pressure	mbar	190
Motor power	W	1100
Operating temperature range	°C	0-38
Sound level	dB(A)	50
Power supply	V/Hz	230/1ph/50
Protection class		IP44
Product size (h x w x d)	mm	507 x 390 x 455
Weight	kg	26.5

# AERCUBE® SYSTEM TURBINE



**VP 6**

The noise box VP 6 is light, versatile and powerful. The use of a brushless, variable turbine reduces the weight of the VP 6 by up to 50% compared with conventional noise boxes with lateral channel blowers. The multi-stage control of this unit provides precise power adjustment. The VP 6 reduces the amount of equipment needed as it replaces up to four different individual units.



- Easy to open, clean and maintain
- Encapsulated control panel
- Ergonomically friendly manual handling features
- Can be combined with all products from the AERCUBE® series
- Fix points for AERCUBE® lashing system
- The system is designed to deliver optimum performance using 50mm hoses with alternative 38mm hose fittings optional
- Built-in safety thermostat to protect against restrictions and over-heating
- Integrated cable reel with magnetic plug holder
- Auxiliary plug connection for powering other devices such as dryers and fans
- Integrated F7 filter to protect turbine from dust ingress
- Extremely robust, shock-resistant and UV-resistant plastic housing
- 5 year warranty on rotomoulded housing



- High performance brushless 4-stage turbine
- Integrated silencer to minimise noise
- 4-stage turbine allows for a tailored solution
- Designed for drying insulated constructions, voids, and cavities
- Coarse filter at suction side
- Integrated Night Mode provides quieter running in occupied spaces
- Cavity drying up to 70m<sup>2</sup>
- Light weight (15kg)

## Optional accessories



**Adaptor plate**  
5101-0806



**Lashing strap**  
6009-0048



**Air cooling filter**  
(pocket filter F7)  
5107-0058



**Superflexextract**  
hose  
50mm  
6000-0003

# AERCUBE® SYSTEM TURBINE



**VP 6**



## Control/operation

- Easy-to-use electronics with full-text display
- Display device status and operation hours
- Bar graph and multi-colour LED to show the counter pressure
- On/Off-switch
- Appliance socket with fuse (max. 8A)
- Keylock
- Safety shut down in case of overload

Specifications	Units	VP 6
Blower type		Brushless high-performance turbine blower
Air flow (free blowing)	Speed/m <sup>2</sup> /m <sup>3</sup> /h	1/15/80 - 2/30/140 - 3/50/190 - 4/70/250
Excess pressure	mbar	270
Low pressure	mbar	220
Motor power	W	1280
Operating temperature range	°C	0-38
Power supply	V/Hz	230/1ph/50
Sound level @ 3m	dB(A)	57
Power cord	m	4.5m with plug, heavy-duty version, (H07-cable) with magnet-holder for plug
Protection class		IP44
Product size (h x w x d)	mm	507 x 390 x 455
Weight	kg	15

# AERCUBE® SYSTEM WATER SEPARATOR



**VT 2**

The VT 2 water separator is equipped with a high-quality dirty water pump, also used in industrial applications. With this special pump the VT 2 can be operated solely as a 'wet vacuum cleaner'. The enclosed design of the housing allows the unit to operate even when standing in 30cm of water.

Thanks to its hygienically flawless structure, thoroughly cleaning is especially easy. Two safety quick-release catches provide easy access to the inside. A drainage screw in the unit's foot allows the residual water to be emptied fully.



- Easy to open, clean and maintain
- Encapsulated control panel
- Ergonomically friendly manual handling features
- Can be combined with all products from the AERCUBE® series
- Fix points for AERCUBE® lashing system
- Aluminium-connector for hose Ø50mm (one for blower, three for suction, two blanking caps included for closing unused ports)
- ¾" thread connector with back pressure valve for water discharge
- Integrated cable reel with magnetic plug holder
- On-board plug socket provides power for Turbine or Side-Channel Blower
- Extremely robust, shock-resistant and UV-resistant plastic housing
- 5 year warranty on rotomoulded housing



- Connection-ready water separator to efficiently remove liquid, such as water or sanitiser, from the pressurised air flow
- Insulating layer and cavity drying in the suction mode – high-performance pump that can deal with the most challenging of conditions
- Optimal in combination with AERCUBE® devices for water damage restoration and cavity drying in suction mode
- Sealed base protects the unit from re-floods in a property, up to 30cm

## Optional accessories



**Adaptor plate**  
5101-0806



**Lashing strap**  
6009-0048



**Superflexextract hose**  
50mm  
6000-0003

# AERCUBE® SYSTEM WATER SEPARATOR



**VT 2**

## Control/operation

- Easy-to-use electronics with full-text display to show the device status
- Display: Expressed litre capacity and time last pumping
- On/Off-switch
- Appliance socket with fuse (max. 8A)
- Residual water emptying function
- Display of the total amount of water

Specifications	Units	VT 2
Pump type		Robust sewage pump
Conveyor volume	m <sup>3</sup> /h	7
Max. conveyor height	m	5
Tank volume	l	20
Operating temperature range	°C	3-38
Power consumption	W	260
Power supply	V/Hz	230/1ph/50
Power cord	m	4.5m with plug, heavy-duty version, (H07-cable) with magnet-holder for plug
Protection class		IP44
Product size (h x w x d)	mm	507 x 390 x 490
Weight	kg	18

# HEPA FILTER AND SOUND SILENCER



**SD 2**



**HF 2**

The SD 2 is both a sound absorber and an odour filter. Integrated into the connection-ready AERCUBE® housing, it minimises the noise level of the noise boxes by up to 19 dB(A). An important benefit particularly in residential buildings.

The unit may optionally be equipped with an active carbon filter to reduce the spread of unpleasant odours (e.g. standing water) – perfect for water damage restoration.

The HEPA filter system HF 2 for efficient air cleaning in ready-to-connect AERCUBE® housing is operated in conjunction with a noise box. The integrated pollution monitoring signals when the filters need to be replaced. The unit can be opened quickly and the filters easily changed thanks to two safety quick-release catches.



- Easy to open, clean and maintain
- Encapsulated control panel
- Ergonomically friendly manual handling features
- Can be combined with all products from the AERCUBE® series
- Fix points for AERCUBE® lashing system
- Aluminium-connector for hose Ø50mm each at suction and pressure side
- Two blanking caps provided for unused ports
- (Optional for SD 2) activated carbon filter to eliminate odours and VOCS
- Extremely robust, shock-resistant and UV-resistant plastic housing
- 5 year warranty on rotomoulded housing

## SD 2

- Water damage restoration, building and cavity drying
- Minimises noise disruption for occupants, resulting in less risk of equipment being switched off

## HF 2

- H13 HEPA filtration removes mould, dust, and other contaminants, preventing cross-contamination risks
- G4 Pre-filter and H13 filter prevent any contaminants from entering the turbine
- Optimal in combination with AERCUBE devices for water damage restoration and cavity drying
- On-board indicator shows when the filter is saturated and needs to be replaced

## Optional accessories



**Adaptor plate**  
SD 2/HF 2  
5101-0806




**Lashing strap**  
SD 2/HF 2  
6009-0048




**Superflexextract hose**  
50mm  
SD 2/HF 2  
6000-0003



**G4 filter**  
HF 2  
5107-0060



**H13 filter**  
HF 2  
5107-0059



**Active carbon filter**  
SD 2  
6005-0006

# AERCUBE® SYSTEM HEPA FILTER AND SOUND SILENCER



**SD 2**



**HF 2**



Specifications	Units	HF2
Inserted air filter		Each 1 pc. is included with the delivery: – Pre-filter G4 – HEPA-Filter H13 acc. EN1822 (Separation MPPS > 99.95%)
Max. air flow	m <sup>3</sup> /h	270
Control/operation		LED indicator for filter change and button for battery check
Product size (h x w x d)	mm	260 x 390 x 490
Weight	kg	6

Specifications	Units	SD 2
Max. air flow	m <sup>3</sup> /h	220
Product size (h x w x d)	mm	300 x 390 x 490
Weight	kg	6



# AERCUBE® SYSTEM CALIBRATED ENERGY METER



**CC4 MID**

The calibrated energy meter CC 4-MID BOX delivers secure evidence of power consumption. It records the energy consumption of up to four units.



- MID compliant energy meter
- Tamper-proof with a standard padlock (4-digit lock)
- User-friendly fast closing clamps
- High stability – even during operation
- Wide choice of grip and carry options
- Heavy-duty power cord with magnet-holder, 4.5m
- Can be stable and reliable combined and stacked with all AERCUBE products
- Extremely robust, shock-resistant and UV-resistant rotationally moulded plastic housing with easy-care surface
- 5 year warranty on all PE housing parts



- Robust construction perfect for construction and water damage applications
- Compatible with any drying solution, the CC4 ensures that insurance companies are not over-charged for electricity consumption
- Power distribution system that records the kWh usage of all connected devices using a calibrated energy counter (MID)

Specifications	Units	CC4 MID
Number of sockets		4 x built-in plug socket with cover
Fusing	A	16
Power supply	V/Hz	230/1ph/50-60
Power cord	m	4.5 with plug
Protection class		IP44
Product size (h x w x d)	mm	293 x 234 x 346
Weight	kg	4.5

# AERCUBE® SYSTEM

## AERCUBE® STARTER SET

### DISCOVER THE INNOVATIVE DRYING TECHNOLOGY FOR REAL EXPERTS!

The innovative and modular AERCUBE® system offers a perfectly balanced drying solution to efficiently dry insulation layers. The individual components can be selected to suit each individual drying challenge, providing an optimised solution to every problem.

#### Your Benefits

- Flexible in application
- Easy to use
- Reduced drying time
- Calibrated energy meter
- Extremely robust



### ORDER YOUR AERCUBE STARTER SET TODAY AND BENEFIT FROM EXCLUSIVE DISCOUNTS!

STARTER SET 1 devices only (50mm)	STARTER SET 2 devices only (38mm)	STARTER SET 3 complete (50mm)
AD 20	AD 20	AD 20
VP 6	VP 6	VP 6
VT 2	VT 2	VT 2
HF 2	HF 2	HF 2
SD 2	SD 2	SD 2
3 connecting hoses with 50mm end connectors	3 connecting hoses with 50mm end connectors	15m hose 50mm
-	3 thread connectors 50/38mm	6x floor connector 50mm
-	-	5x Y-piece 50mm
-	-	6x end connectors 50mm
-	-	25x hose clamps 50mm



# VENTILATION

Our portable air circulator and purifier supply much-improved ventilation and air circulation in spaces that need it, working to support the drying of wet materials after renovation work or following an escape of water.

Robust and durable, our mobile ventilators are easy to use and transport, have high air flow and are compact and stackable. They are an ideal support across many applications, including agriculture, building and commercial spaces, construction, emergency services and disinfection.



# AIR PURIFYING AND CIRCULATION SOLUTIONS FOR: WATER DAMAGE RESTORATION, BUILDING INDUSTRY AND DISINFECTION



AB 200



AMH 100

## QUICK GUIDE

### TYPE



AIR CIRCULATOR



AIR PURIFIER



### CASING



STEEL SHEET



STAINLESS STEEL OPTIC



### APPLICATIONS



WATER DAMAGE RESTORATION



BUILDING INDUSTRY & RESTORATION WORK



WITH POLLUTANTS AND/OR MOULD CONTAMINATED AREAS



BUILDING DRYING



DISINFECTION



# SIDE CHANNEL BLOWER AB 200



**AB 200**

The AB 200 is a ready to use side-channel blower with integrated vibration suppression and sound insulation, ideally suited for water damage restoration.

## Control/operation

- On/Off-switch
- Amperemeter to show the counter pressure
- Device socket, fused 8A
- MID compliant energy meter

## Optional accessories



**Superflextract hose**  
50m  
**6000-0003**



- Case made of stainless steel
- Easy to service and maintain
- Rubber feet for installation on the floor or other flat surfaces
- Lightweight and easy to carry
- The system is designed to deliver optimum performance using 50mm hoses with alternative 38mm hose fittings optional
- Coarse filter at suction side
- Very quiet due to highly efficient sound reduction system
- Integrated cable retention

- Can be used for suction or positive pressure drying of insulated constructions
- Cavity drying up to 10-15m<sup>2</sup>



Specifications	Units	AB 200
Air flow	m <sup>3</sup> /h	80
Max. operating temperature range	°C	0-38
Max. pressure differential		
Vacuum	mbar	110
Pressure	mbar	130
Noise level	dB(A)	<46
Total power consumption	W	400
Power supply	V/Hz	230/1ph/50
Power cord	m	4.5 with plug
Protection class		IP23
Pressure	mbar	110/130
Product size (h x d x w)	mm	330 x 310 x 365
Weight	kg	19

# AIR PURIFIER AMH 100




**AMH 100**

The AMH 100 air purifier is a high-performance blower with a circulating performance of 1,600m<sup>3</sup>/h. The unit offers a variety of filtration solutions. It quickly and efficiently purifies the air in contaminated spaces and is ideally suited for construction and industry.

## Control/operation

- On/Off-switch
- Operation hour and energy counter (MID approved)


## Optional accessories




**F9 Filter**  
5107-0050




**G4 filter**  
5107-0048



**H13 filter**  
5107-0049



**Active carbon filter**  
5107-0052



**H14 filter**  
5107-0053



**PVC flex tube**  
Ø203mm - 7.6m  
6000-0006



- Case made of steel sheet, flux coated
- Service-friendly construction
- Rubber feet for installation on the floor or other flat surfaces
- Easy to carry by handle
- Powerful and energy saving radial fan
- Hose connector for hose Ø200mm at air inlet and air outlet

Different filters available:

- Pre-filter G4
- Fine dust filter F9
- HEPA-filter H13
- HEPA-filter H14
- Active carbon filter

Specifications	Units	AMH 100
Air flow	m <sup>3</sup> /h	1600
Operating temperature range	°C	1-34
Operating humidity range	% RH	35-95
Power consumption	W	280
Power supply	V/Hz	230/1ph/50
Noise level	dB(A)	63
Power cord	m	4.5 with plug
Protection class		IP24
Product size (h x d x w)	mm	420 x 390 x 580
Weight	kg	19

# REMOTE MONITORING

Developed by the Dantherm Group, Simplify Climate Solutions is a cloud-based solution designed to remotely control and monitor the climate in a variety of construction and restoration projects. The solution delivers the fully transparent data feedback needed to optimise climate control processes. This makes it the ideal tool for water damage restoration companies, insurance companies, construction businesses and many more. The remote access to live data will revolutionise your business!





# REMOTE CLIMATE CONTROL

## SIMPLIFY CLIMATE SOLUTIONS®

Simplify is a cloud-based climate management solution designed to remotely control and monitor the climate in various construction and restoration projects.

Effectively acting as a real business management tool, the solution will deliver the fully transparent data feedback you need to optimise your climate control processes. This makes it the ideal tool for damage control and restoration companies, insurance companies, construction businesses, pest management companies and many more.

## WHAT DOES SIMPLIFY CONSIST OF

---



### Simplify App

The Simplify App is used to program the Simplify solution on-site within only two minutes. Available for iOS and Android.



### Simplify Dashboard

The dashboard presents all of the Simplify data collected from the job site to the user. Data is presented in both a chart and tabular format showing temperature, relative humidity, vapor pressure, dewpoint and water content from the Simplify Sensor Probe's.



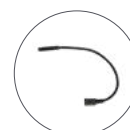
### Simplify Control Unit

The Simplify Control Unit is the basic part of the Simplify solution connecting to GSM whenever available and communicating and controlling the network of sensors and equipment on-site programmed to it. It transmits data e.g. power consumption and alarms from sensors to the Simplify Dashboard in real-time.



### Simplify Sensor Box

The Simplify Sensor Box, powered by a regular 9V lithium battery, is used to transmit data from the connected Simplify Sensor Probe, back to the Simplify Control Unit. It can be controlled from the Simplify Dashboard, adjusting the data frequency to desired levels.



### Simplify Sensor Probe

The Simplify Sensor Probe is a humidity and temperature sensor with a unique precision of +/- 2.0 % in the range from 0-100% RH and +/- 0.2°C deviation on the temperature measurements. The Simplify Sensor Probe comes with different lengths of cable – 24cm, 300cm, and 2000cm.



### Simplify Relay Box

The Simplify Relay Box with three independently switchable 230V AC outlets and on-board MID approved kWh meter measures the total power consumption (kW and kWh) of all connected devices. The 230V AC outlets can be individually on/off controlled from the Simplify Dashboard thereby turning equipment on or off remotely.



### Simplify CC4 Box

The Simplify CC 4 Box has four independently switchable 230V outlets and on-board MID approved kWh meter measures the total power consumption (kW and kWh) of all connected devices. It can be locked to fulfill MID requirements. The 230V AC outlets can be individually on/off controlled from the Simplify Dashboard thereby turning equipment on or off remotely.

# REMOTE CLIMATE CONTROL SIMPLIFY CLIMATE SOLUTIONS®

## SIMPLIFY BENEFITS

- **Reduce** your **costs of claims**: Fewer on-site visits because you can monitor everything remotely
- **Capture**, share and utilise climate process **data** such as temperature, humidity and equipment status
- Use data to create reports that **document** the **efficiency** of your climate control jobs
- **Minimise** equipment **downtime**: Instant notification if a unit is switched off by mistake or if it malfunctions
- **Carry out** climate control jobs **faster**: Less downtime and realtime control of data eliminates idle and/or wasted time
- **Reduce** your **carbon** footprint: Faster project circles reduce **power** consumption. Fewer on-site visits reduce vehicle maintenance and **fuel** costs
- Handle **more claims**: Faster project circles enable you to handle more claims with the same pool of equipment
- **Detect** on-site **issues** instantly

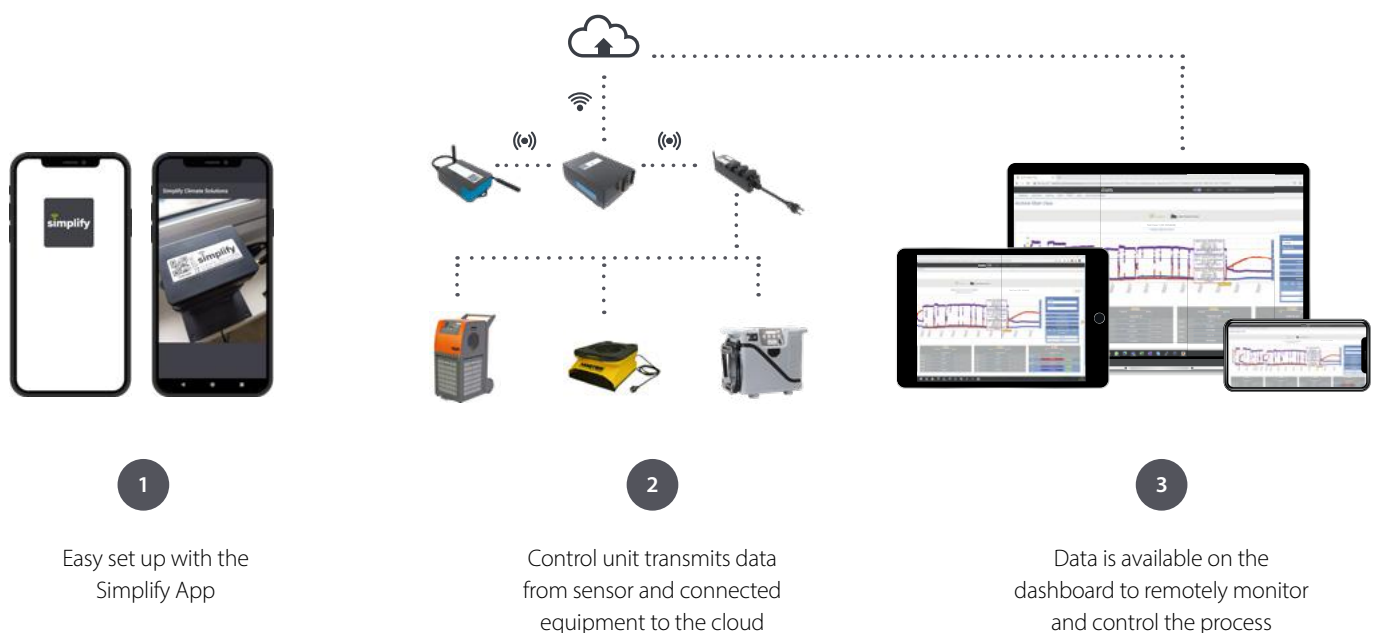
## HOW IT WORKS

In simple terms, Simplify remote monitoring uses wireless sensors on buildings and equipment that monitor the drying, heating or cooling process throughout your climate project, for instance in the construction or water damage restoration industry.









That way, Simplify lets you check the dehumidifying, heating or cooling status in real-time from almost any device anywhere. In addition, you can remotely monitor and control parameters such as power on/off, alarms, temperature and power consumption. In other words, remote monitoring in a climate process removes and reduces costs associated with the management of a claim or project and your assets.

### Easy installation with the Simplify app

The Simplify App is your tool for installation and archiving of each claim, providing a fast, efficient, and simple to use method of installing the equipment on-site – within only two minutes.












# ACCESSORIES

Illustration	Accessory	Description	Products	Code
	<b>SUPERFLEXTRACT hose</b>	The SUPERELASTIC FLEXTRACT is made of two layers of PVC with steel spring spiral and additionally equipped with an axial and radial thread reinforcement. Smooth on the inside, extremely flexible and vacuum tight, high tensile, good chemical resistance, for the most part smooth on the inside, small bend radius, UV and ozone-proof. Cadmium-free. 0 to 85°C.	VP 3, VP 6, VT 2, HF 2, SD 2, ASE 200, ASE 300, AB 200	<b>6000-0001:</b> Ø38mm <b>6000-0003:</b> Ø50mm
	<b>PE hose</b>	The silver-grey EEA/PE synthetic hose is suitable for transporting warm air. The hose is smooth on the inside and corrugated on the outside. Flexible, self-supporting design. Area of application -40 to +70°C.	VP 3, VP 6, VT 2, HF 2, SD 2, ASE 200, ASE 300, AB 200	<b>6000-0002:</b> Ø50mm
	<b>Thermafex hose</b>	Extremely flexible, light and reinforced PVC hose made of PVC coated polyamide mesh. Vibration-proof and flame retardant. Reinforced with spring steel spiral, corrugated interior and exterior. The hose's hard-wearing structure makes it ideal for use in practice and remarkably durable. Area of application -30°C to +80°C.	ASE 200, ASE 300, ASE 400	<b>6000-0004:</b> Ø80mm <b>6000-0000:</b> Ø100mm <b>6000-0012:</b> Ø125mm
	<b>Drain hose</b>	Discharge of condensate 9 x 1.5mm	AD 20	<b>5501-0014</b>
		Discharge of condensate 12 x 2mm	AD 110, AD 520, AD 540, AD 560, AD 580, AD 660, AD 680, AD 750-P, AD 780-P, Pump kits	<b>5501-0005</b>
		Discharge of condensate 15 x 2mm	AD 40, AD 740, AD 750, WT Series	<b>5501-0006</b>
	<b>PVC flex tube</b>	Ø203mm	AMH 100	<b>6000-0006</b>
	<b>Wire hose clamp - Ø38mm</b> <b>Hose clamp - Ø38/50mm</b> <b>Wire hose clamp - Ø80mm</b> <b>Wire hose clamp - Ø100mm</b>	Clamp to connect hoses.		<b>5404-0040</b> <b>5404-0032</b> <b>5404-0039</b> <b>5404-0082</b>
	<b>Hose clamp</b>		AD 110, WT Series	<b>5404-0089</b>
	<b>Hose distributor T and Y</b>	<b>T-piece</b> Ø38mm/Ø50mm (for PVC-FLEXTRACT with thread) <b>Y-piece</b> Ø50mm (for PVC-FLEXTRACT with thread) <b>T-piece</b> Ø40/Ø50mm (without thread for all hoses)	VP 3, VP 6, VT 2, AB 200	<b>6001-0000:</b> Ø38mm <b>6001-0001:</b> Ø50mm <b>6001-0003:</b> Ø38mm <b>6001-0004:</b> Ø50mm <b>6001-0006:</b> Ø40mm <b>6001-0002:</b> Ø50mm

# ACCESSORIES

Illustration	Accessory	Description	Products	Code
	<b>Floor connecting piece</b>	For all hoses with 38 or 50mm inside diameter. High-quality, heat resistant SBR quality. The L-shaped form allows hoses to be guided as necessary. Sits perfectly due to the slightly tapered form of the connecting piece. Drill hole diameter 50mm.	VP 3, VP 6, VT 2, AB 200	<b>6002-0001:</b> Ø38mm <b>6002-0002:</b> Ø50mm
	<b>Hose connector and PVC connecting piece</b>	Suitable for all SUPERELASTIC FLEXTRACT hoses with left-hand thread. PVC connecting piece Ø38mm (for SUPERELASTIC Ø38mm), PVC connecting piece Ø50mm (for SUPERELASTIC Ø50mm), PVC connector Ø38mm (for SUPERELASTIC Ø38mm), PVC connector Ø50mm (for SUPERELASTIC Ø50mm), combo- PVC connecting piece (inside: Ø50mm smooth and thread for PVC hose Ø38mm).		<b>6002-0003:</b> Ø38mm <b>6002-0004:</b> Ø50mm <b>6000-0005:</b> Ø50/38mm
	<b>Hose reductions</b>	The hose reduction allows ASE adsorption dryers to be connected to AB sound boxes or RB side channel compressors. This makes it possible to carry out combined drying with the above mentioned AERIAL drying units. Outflow diameter 100mm on dry air outlet Connection diameter 50mm, pipe nipple		<b>6003-0000</b>
	<b>Combi connector</b>	To reduce 50mm connection to 38mm	VP 3, VP 6, VT 2, HF 2, SD 2, AB 200	<b>6002-0005:</b> Ø38/50mm
	<b>Edging joint nozzle RF</b>	Used to carry out gentle and efficient drying along the edges of the floor. There is no need to drill any holes in the floor; the floor covering remains intact. Suitable for 38/50mm hoses		<b>6007-0001:</b> Ø38mm <b>6007-0003:</b> Ø50mm
	<b>Pump kit</b>	To use a pump instead of a bucket	AD 40 AD 520 AD 540 AD 560 AD 580 AD 660 AD 680 AD 740	<b>0006-0040-030</b> <b>0006-0520-030</b> <b>0006-0520-030</b> <b>0006-0560-030</b> <b>0006-0580-030</b> <b>0006-0560-030</b> <b>0006-0580-030</b> <b>0006-0740-030</b>
	<b>PK-Uni pump kit</b>	To use a pump for wall-mounted units	WT Series	<b>6200-0092</b>
	<b>Adapter plate</b>	To put metal units on AERCUBE units	VP 3, VP 6, VT 2, HF 2, SD 2	<b>5101-0806</b>

# ACCESSORIES

Illustration	Accessory	Description	Products	Code
	<b>Lashing strap</b>	To fix AERCUBE units with a belt	AD 20, AD 40, AD 740, VP 3, VP 6, VT 2, HF 2, SD 2	<b>6009-0048</b>
	<b>Wall brackets</b>	Attachment for wall-mounted units	AD 520 AD 540	<b>5101-0955</b> <b>5101-0954</b>
	<b>Mounting kit (power cord, flanges and rubber feet)</b>		HB 229/RB 80/ RB 110	<b>6009-0047</b>
	<b>External Hygrostat</b>		ASE 400	<b>6009-0047</b>
	<b>Spare filter</b>		AD 20 AD 40 AD 520 AD 540 AD 560 AD 660 AD 580 AD 680 AD 740 AD 750 AD 750P AD 780P ASE 200 ASE 300 ASE 400 AD 110	<b>5107-0066</b> <b>5107-0064</b> <b>5107-0047</b> <b>5107-0044</b> <b>5107-0000</b> <b>5107-0000</b> <b>5107-0033</b> <b>5107-0071</b> <b>5107-0067</b> <b>5107-0006</b> <b>5107-0006</b> <b>5107-0007</b> <b>5107-0007</b> <b>5107-0005</b> <b>5107-0011</b> <b>5107-0073</b> <b>5107-0001</b>
	<b>Spare filter (gaze)</b>		WT Series	<b>5107-0037</b>
	<b>Air cooling filter</b>	To protect units from dirt	VP 3 VP 6	<b>5107-0051</b> <b>5107-0058</b>
	<b>Active carbon filter</b>	Removes bad odours from the processed air flow of the AERCUBE	SD 2	<b>6005-0006</b>
	<b>Active carbon filter</b>	Removes bad odours from the processed air flow	AMH 100	<b>5107-0052</b>

# ACCESSORIES

Illustration	Accessory	Description	Products	Code
	<b>G4 filter</b>	Pre-filter class G4	HF 2	<b>5107-0060</b>
	<b>G4 filter</b>	Pre-filter class G4	AMH 100	<b>5107-0048</b>
	<b>F9 filter</b>	Fine dust filter F9	AMH 100	<b>5107-0050</b>
	<b>H13 filter</b>	Main filter class H13	HF 2	<b>5107-0059</b>
	<b>H13 filter</b>	HEPA filter H13	AMH 100	<b>5107-0049</b>
	<b>H14 filter</b>	HEPA filter H14	AMH 100	<b>5107-0053</b>

AIRTREND Ltd. - KOVENT D.O.O.  
 Kumanovska 14  
 11000 Beograd  
 Tel. 011 383 68 86, 308 57 40  
 Faks 011 344 41 13  
 E-mail: [gobrid@eunet.rs](mailto:gobrid@eunet.rs), [office@kovent.rs](mailto:office@kovent.rs)  
[www.airtrend.rs](http://www.airtrend.rs), [www.kovent.rs](http://www.kovent.rs)